

2017 Scheduling Conference Success Starts Here!

Presented by:

The Office of The Registrar

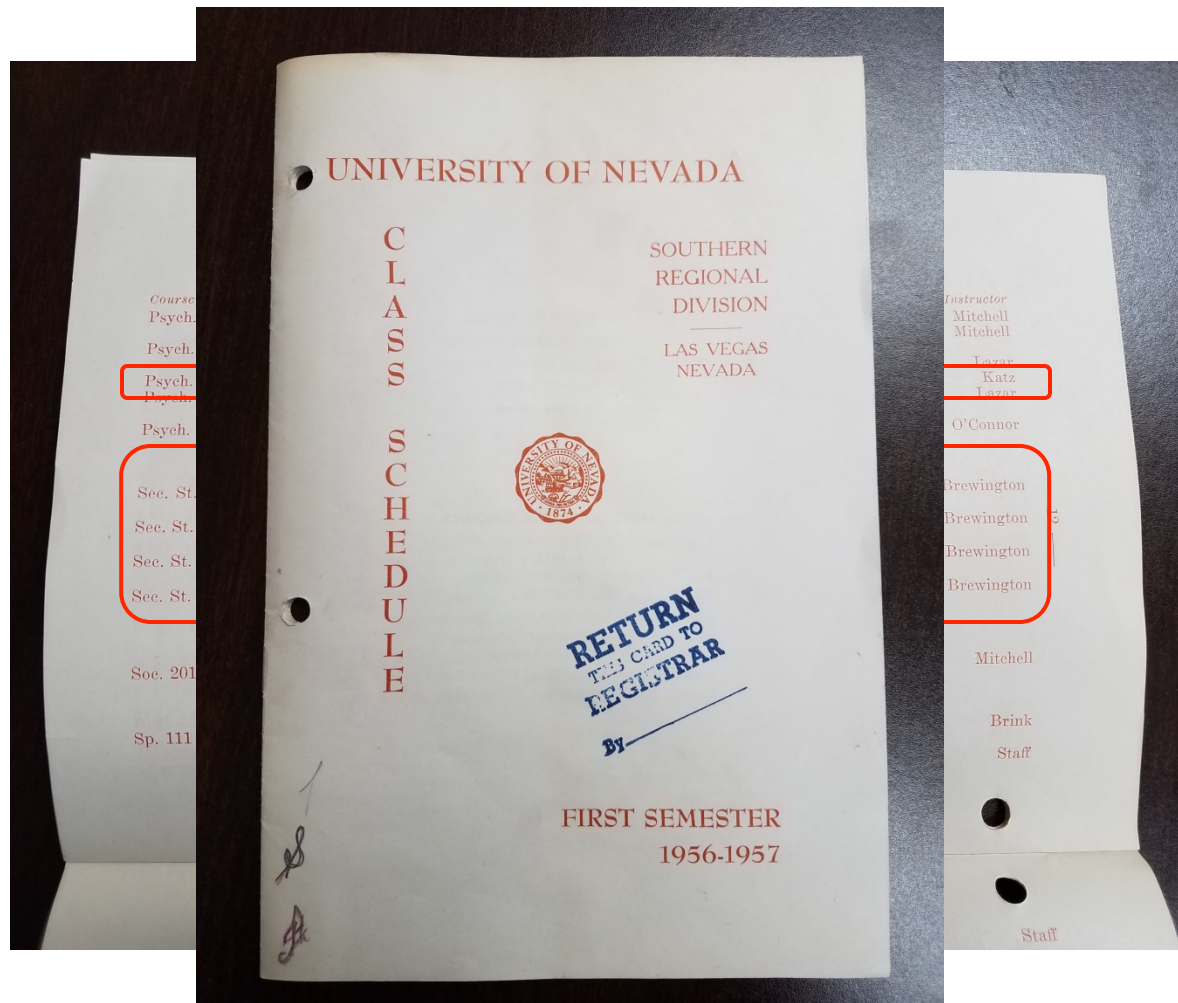
The Office of the Provost

Welcome

- Arturo Torres, Assistant Registrar for Operations
- Valerie Schaefer, Scheduling Coordinator
- Dr. Katie Humphreys, Registrar
- Dr. Rainier Spencer, Vice Provost for Academic Programs

State of Scheduling

Flash back to 1957



Scheduling Today

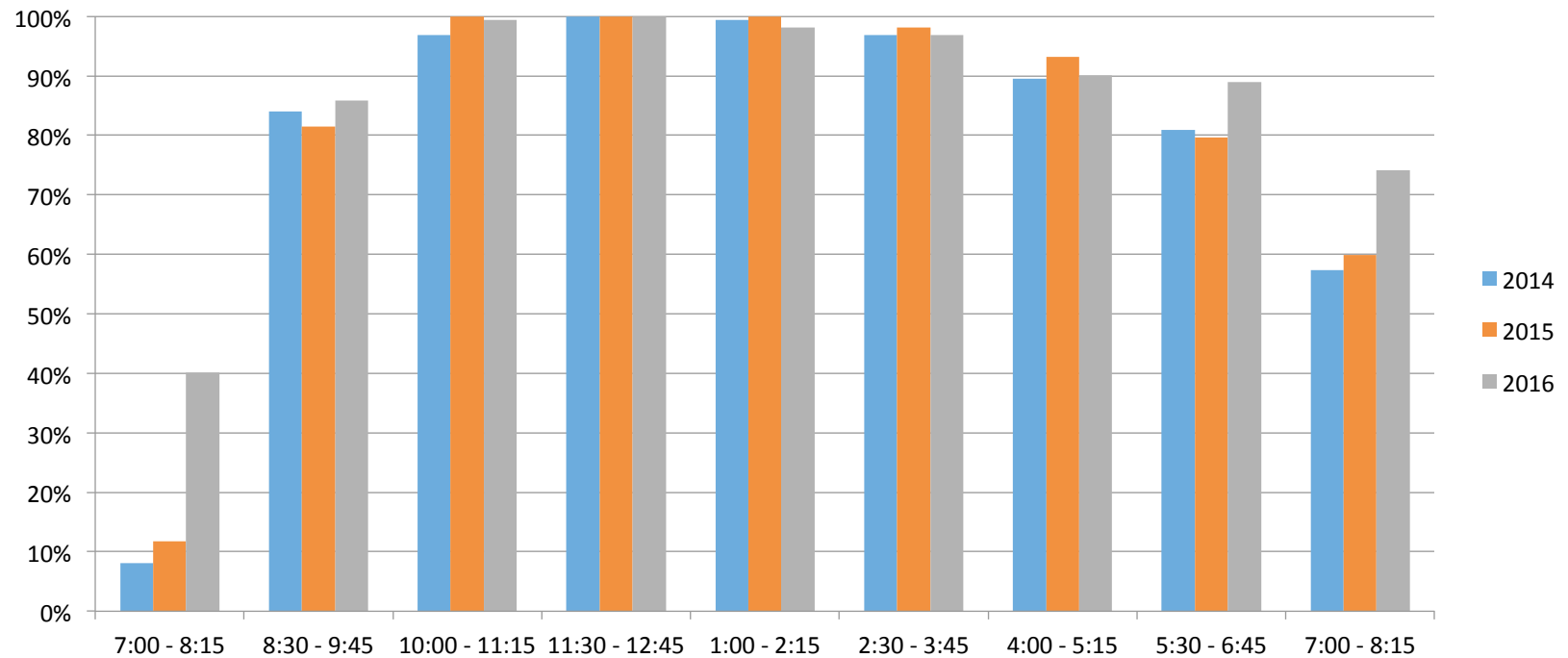
- In 1957 we offered 87 courses
- For Fall 2017 we currently have 7482 course scheduled
 - 4653 of those are on campus and need classrooms
- In Fall 2009 we offered 4973 courses
 - 3142 of those were in classrooms.

2014-2016 Class Distribution

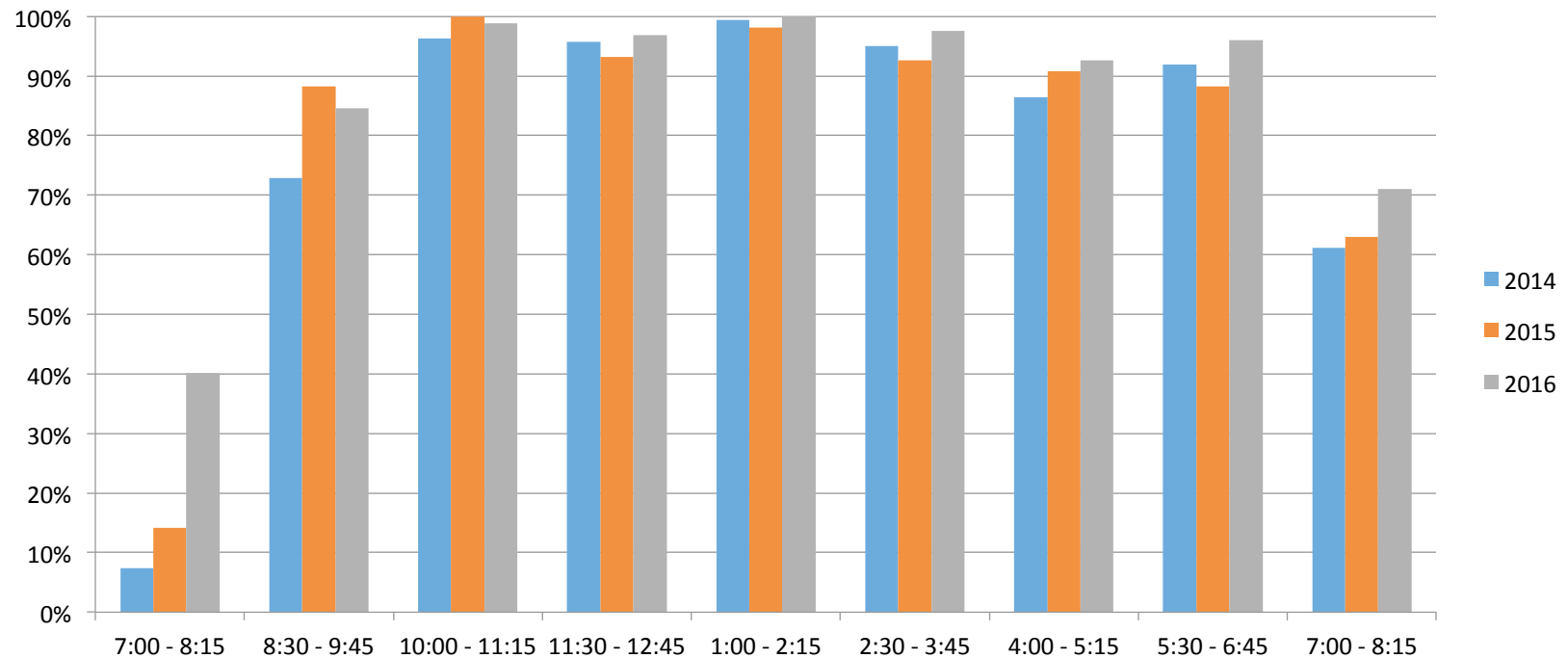
| | M - TH Before 10am or After 4pm | M - TH 10:00 AM - 1:00 PM | M - TH 1:00PM - 4:00 PM | F/Sa | Total Classes |
|------------|---------------------------------------|---------------------------------|-------------------------------|-------------|------------------|
| Guidelines | Aim For 30% | Up to 35% | Up to 35% | Aim For 20% | |
| Fall 2014 | 23.55% | 28.99% | 30.84% | 16.62% | 3466 |
| Fall 2015 | 26.51% | 28.86% | 29.19% | 15.44% | 3479 |
| Fall 2016 | 33.51% | 24.88% | 27.08% | 14.53% | 3963 |

Classroom Utilization

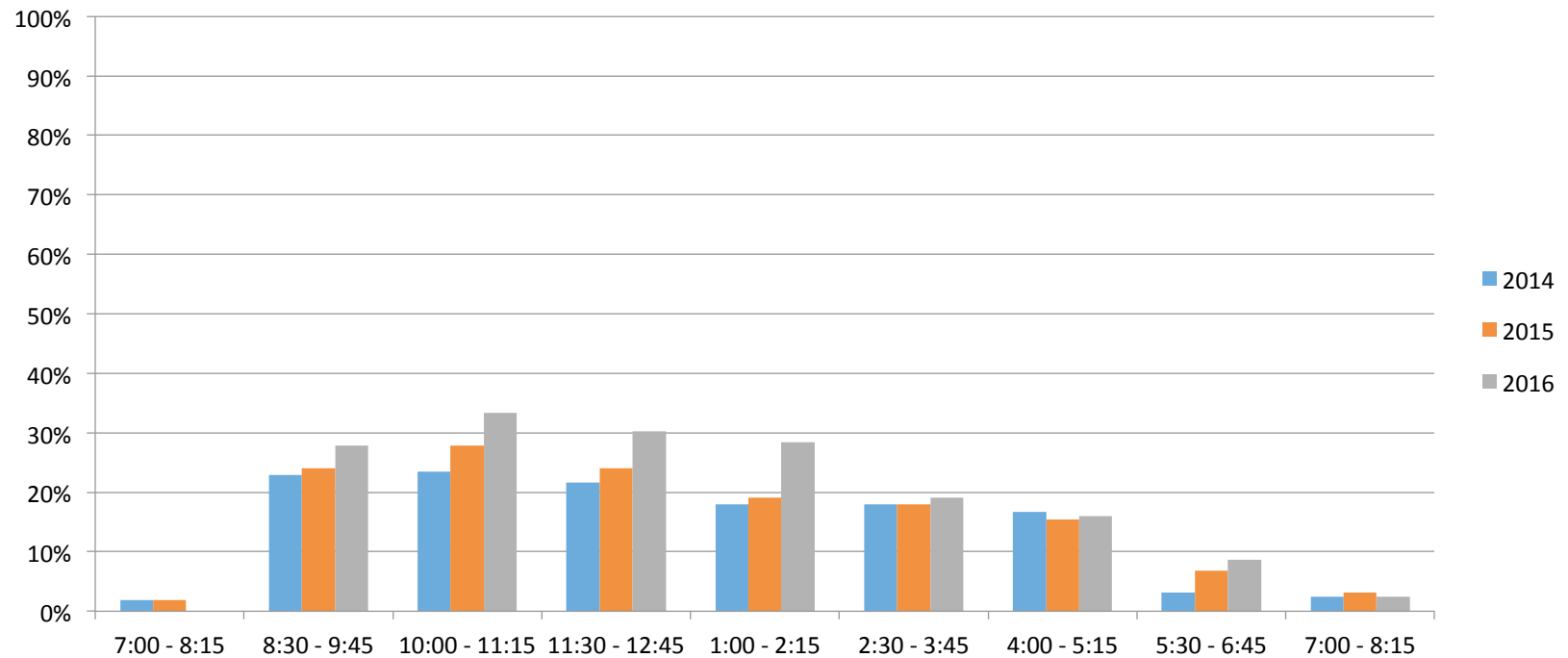
2014-2016 Percentage of General Purpose Classrooms in Use MW



2014-2016 Percentage of General Purpose Classrooms in Use TR

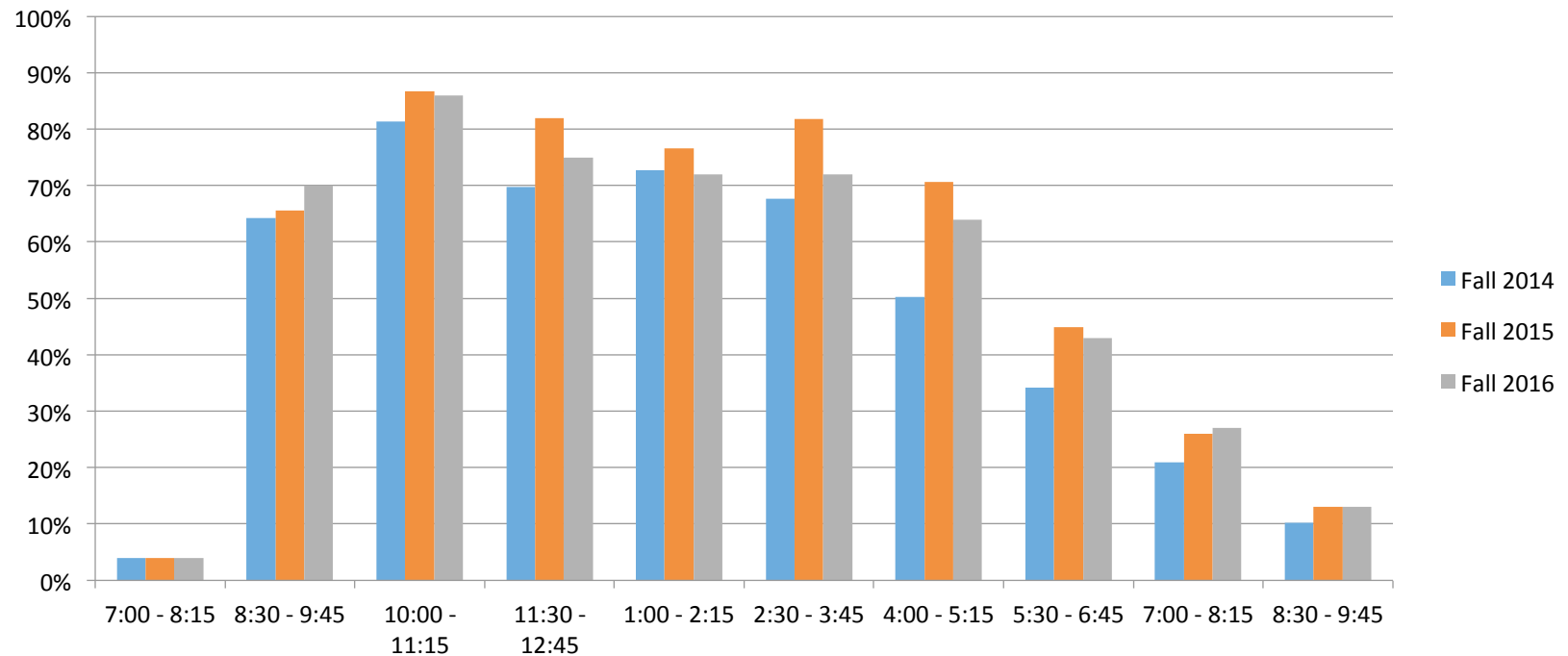


2014-2016 Percentage of General Purpose Classrooms in Use FS

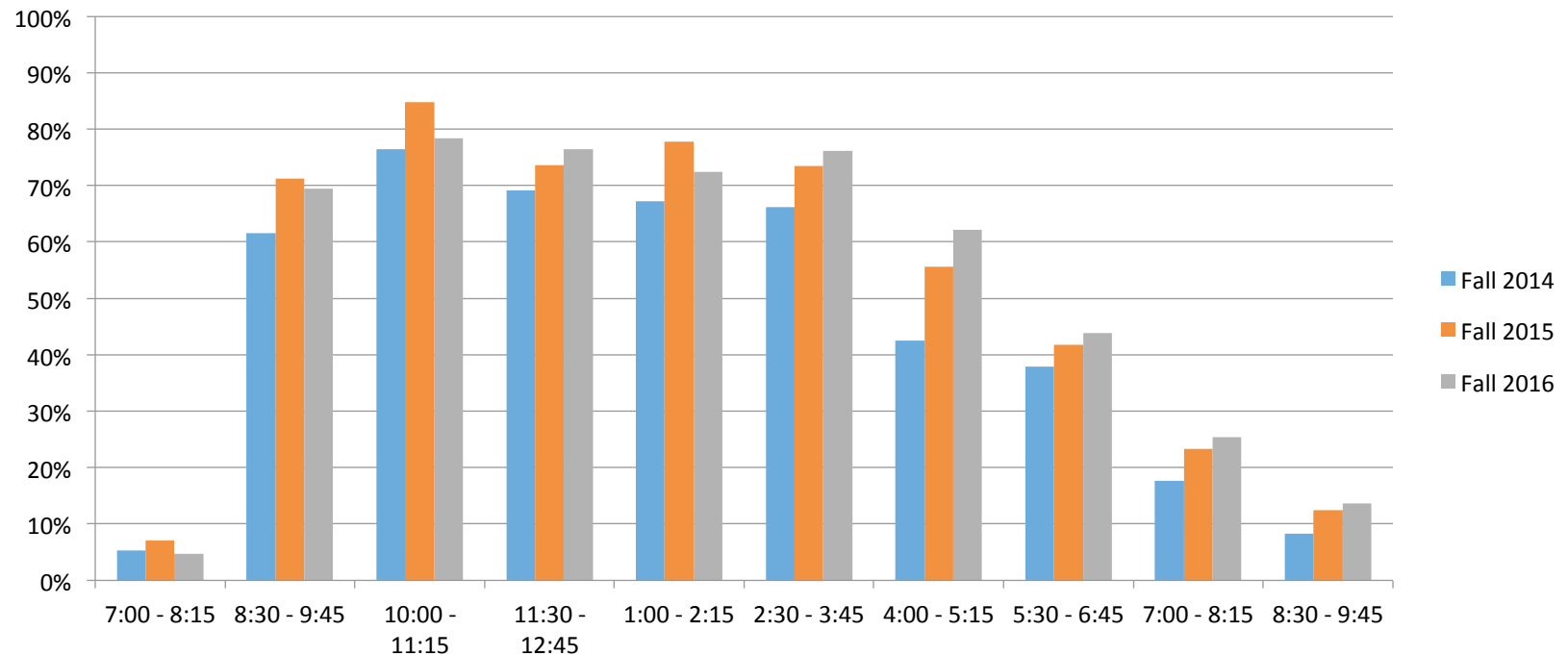


Seat Utilization

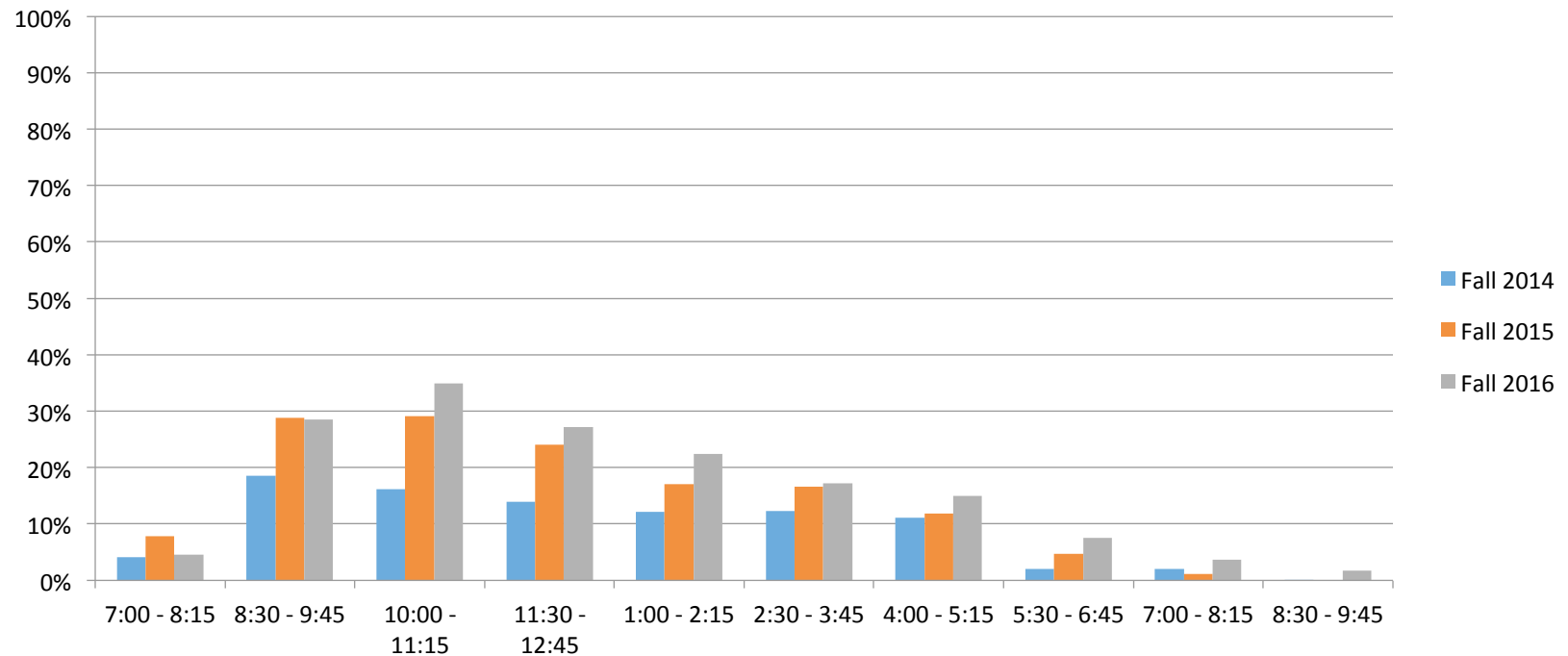
2014-2016 Percentage of General Purpose Seats in Use MW



2014-2016 Percentage of General Purpose Seats in Use TR



2014-2016 Percentage of General Purpose Seats in Use FS



What does this mean?



UNLV Fall 2016 compared to HESI Benchmarks

| | HESI | UNLV |
|-------------------------------------|------|------------|
| Classroom Utilization Standard Week | 49% | 79% or 67% |
| Classroom Utilization Primetime | 70% | 92% |
| Seat Fill Utilization - Enrollment | 62% | 72% |

Fall 2017 Impossible to Place Classes

| Day | 7:00 – 8:15 | 8:30 – 9:45 | 10:00 – 11:15 | 11:30 – 12:45 | 1:00 – 2:15 | 2:30 – 3:45 | 4:00 – 5:15 | 5:30 – 6:45 | 7:00 – 8:15 | 8:30 – 9:45 |
|-----------|----------------|----------------|------------------|------------------|----------------|----------------|----------------|----------------|----------------|----------------|
| Monday | 0 | 0 | 26 | 20 | 25 | 10 | 0 | 0 | 0 | 0 |
| Tuesday | 0 | 0 | 21 | 27 | 6 | 8 | 0 | 0 | 0 | 0 |
| Wednesday | 0 | 0 | 17 | 6 | 5 | 1 | 0 | 0 | 0 | 0 |
| Thursday | 0 | 0 | 24 | 27 | 10 | 2 | 0 | 0 | 0 | 0 |

Success Starts Here!

Current GP Room Inventory

| Seat Count | Total # of Rooms |
|------------|------------------|
| 0-19 | 11 |
| 20-29 | 31 |
| 30-39 | 39 |
| 40-49 | 25 |
| 50-59 | 14 |
| 60-69 | 28 |
| 70-99 | 2 |
| 100-199 | 7 |
| 200+ | 6 |
| Total | 163 |

Future GP Room Inventory

- New build.
 - Hospitality Hall will add classrooms to the General Purpose pool.
 - Cannot rely on building construction
- Need to focus on efficient and innovative scheduling

What We've Done

- Department List/Accountability List
- Annual Training Refresher
- Associate Dean's Council
- 2015 Scheduling Forum
- Monitoring required courses / notifications
- Monitoring cancelled courses

What We've Done (cont.)

- New clean-up queries
- EBO
- Distribution Goals
- Resetting the schedule (schedule roll)
- Annual Cap Increase Initiative

What We're Working On

- Action items from report to Regents
- Formalizing Hybrid Meeting patterns
- Working to streamline and improve the scheduling process.
 - Request Forms
 - Standardized procedures
 - More access for Department Schedulers

What We're Working On

- New Distribution Goals along w/Compliance Reviews
- 25Live Campus-wide
- Capacity Study

New Distribution Goals

| | M - TH Before 10am or After 4pm | M - TH 10:00 AM - 1:00 PM | M - TH 1:00PM - 4:00 PM | F/Sa |
|-------------------|---------------------------------------|---------------------------------|-------------------------------|-----------------|
| Old Guidelines | Aim For 30% | Up to 35% | Up to 35% | Aim For 20% |
| New Guidelines | At Least 27% | No More Than 27% | No More Than 27% | At Least 19% |

Other Possible Initiatives

- Return to MWF meeting pattern
- Increased use of F/S
- Stretch Classes
- Mini-Mesters & Intersession
- Curricular Cohesion Initiative
- Review of Dept.-Owned Space
- Continuing to increase online offerings

The Future at UNLV

- Increases in enrollment = increasingly creative with space use

